

XLE V6 shown in Lunar Mist Metallic with available power moonroof.

IT NOT JUST A NEW CAR. IT'S A NEW CAMRY.

There are a few reasons the Camry has some of the most loyal owners in America. It offers a timeless design, incredible dependability and safety features galore. Now, add another selling point: raw, unadulterated desire. This is a car that, quite simply, you've just got to have. And the XLE is what you want most in a car. Luxury, comfort, unique features and a ride that must be experienced to be believed. It's said people who own Camrys love them. Here's your chance to find out why.

STANDARD FEATURES

LE

- Aerodynamic multi-reflector halogen headlamps with auto-off feature
 - Daytime Running Lights (DRL) with off mode
 - P205/65R15 tires on 15" steel wheels with full wheel covers
 - Dual color-keyed power outside mirrors
 - Color-keyed protective body side moldings and door handles
 - Driver and front passenger multi-stage¹ air bag Supplemental Restraint System (SRS)*
 - Power windows with driver's auto-down and retained-power features
 - Power automatic door locks with anti-lockout feature
 - Defroster-linked CFC-free air conditioning with air filtration
 - Washer-linked variable intermittent windshield wipers
 - Cruise control
 - Tilt steering wheel
 - Multi-adjustable bucket front seats with adjustable headrests and driver's seat cushion vertical height adjuster
 - Fabric seat and door trim with integrated armrests and dual front and rear map pockets
 - Bi-level covered center console with storage
 - 60/40 split fold-down rear seats with security locks, adjustable outboard headrests and seatbelt positioning clips
 - Three front cup holders
 - Fold-down rear center armrest with dual cup holders
 - High Solar Energy-Absorbing (HSEA) glass
 - Overhead console with maplights and sunglasses holder
 - Illuminated entry
 - Cut-pile carpeting with driver-side footrest
 - Lockable illuminated glove box
 - Two 12-volt auxiliary power outlets
 - Digital quartz clock with outside temperature display
 - Heavy-duty electric rear window defogger with timer
 - Remote hood, trunk and fuel-filler door releases
 - Internal trunk-release handle
 - Trunk luggage box
 - Speedometer, tachometer, coolant temperature and fuel level gauges; digital odometer and twin tripmeters
 - Air bag, seatbelt, low-fuel level, door-ajar, battery, check engine, oil pressure, brake and taillamp bulb failure warning lights (ABS warning light on ABS-equipped models)
 - Deluxe 3-in-1 AM/FM ETR/Cassette/CD with 6 speakers and on-glass antenna
 - Full-size spare tire
- V6 models add:**
- Engine immobilizer
 - Anti-lock Brake System (ABS) with Electronic Brake-force Distribution (EBD)

SE

(In addition to/in place of LE Standard Features)

- Aerodynamic multi-reflector halogen headlamps with black-out sport trim
 - P215/60R16 performance tires on 16" steel wheels with full wheel covers
 - Sport-tuned suspension
 - Strut tower brace
 - Integrated fog lamps
 - Black-out sport grille with chrome trim
 - Black Pearl sport badging with chrome logos
 - Leather-wrapped 3-spoke sport steering wheel and shift lever
 - Metallic-style sport gauges
 - Unique sport fabric
 - Metallic-style interior trim
 - Color-keyed rear spoiler with integrated center stop lamp
 - Chrome-tipped exhaust
- V6 models add:**
- Engine immobilizer
 - Anti-lock Brake System (ABS) with Electronic Brake-force Distribution (EBD)
 - 16" 5-spoke aluminum alloy wheels

XLE

(In addition to/in place of LE Standard Features)

- P215/60R16 tires on 16" steel wheels with full wheel covers
 - Anti-lock Brake System (ABS) with Electronic Brake-force Distribution (EBD)
 - Heated outside mirrors
 - Chrome-trimmed body side moldings
 - Multi-adjustable power driver's seat with lumbar support and power passenger seat with seatback pockets
 - Wood-grain-style interior trim with chrome accents on door handles and air vents
 - Auto up/down driver's power window with pinch protection
 - CFC-free automatic climate control with air filtration and rear-seat vents
 - Multi-information display with clock, outside temperature, instant and average fuel economy, driving range, average speed and elapsed time functions, and steering wheel-mounted controls
 - Anti-theft system with engine immobilizer and alarm
 - Multi-function remote keyless entry system with lock, unlock, trunk-release and panic features, and illuminated entry
 - Foot pedal parking brake
 - Dual illuminated visor vanity mirrors with dimmer control
 - Auto-dimming electrochromic rearview mirror with compass
 - HomeLink² universal transceiver
 - Manually retractable rear window sunshade
 - Trunk-mounted cargo net
 - JBL Premium 3-in-1 AM/FM ETR/Cassette/CD with 8 speakers in 6 locations and FM diversity reception
- V6 models add:**
- P215/60R16 tires on 16" aluminum alloy wheels

¹Driver air bag is three-stage controlled deployment; front passenger air bag is two-stage controlled deployment.

²HomeLink[®] is a registered trademark of Johnson Controls, Inc.

*The Toyota driver, front passenger, front seat-mounted side-impact and overhead front and rear side curtain shield air bags are Supplemental Restraint Systems (SRS). The driver and front passenger air bags are designed to inflate in a severe frontal collision. The side-impact and overhead front and rear side curtain shield air bags are designed to inflate in severe side-impact collisions. In all other accidents, the air bags will not inflate. To decrease the risk of injury from a deploying air bag, always wear seatbelts, sit upright in the middle of the seat as far back as possible from the air bag modules and do not lean against the door. Do not put objects in front of an air bag or around the seatback. Do not use rearward-facing child seats in any front passenger seat. The force of a deploying air bag SRS may cause serious injury or death. Please see your Owner's Manual for further instructions.

OPTIONAL PACKAGES

LE

- Package #1 — includes remote keyless entry system and power driver's seat (4-cylinder models)
- Package #2 — includes remote keyless entry system, power driver's seat and JBL Premium 3-in-1 AM/FM ETR/Cassette/CD with 8 speakers in 6 locations and FM diversity reception
- Package #3 — includes remote keyless entry system; power driver's seat; JBL Premium 3-in-1 AM/FM ETR/Cassette/CD with 6-disc in-dash changer, 8 speakers

ADDITIONAL OPTIONS

- Anti-lock Brake System (ABS)⁴ with Electronic Brake-force Distribution (EBD) (4-cylinder models)
- Power tilt/slide moonroof with sliding sunshade
- Driver and front passenger seat-mounted side-impact and overhead front and rear side curtain shield air bag Supplemental Restraint Systems (SRS)³

in 6 locations and FM diversity reception; manually retractable rear sunshade; trunk cargo net; and power tilt/slide moonroof with sliding sunshade

- Package #7 — includes Vehicle Skid Control (VSC)¹ with Traction Control (TRAC) and Brake Assist,² and driver and front passenger seat-mounted side-impact and overhead front and rear side curtain shield air bag Supplemental Restraint Systems (SRS)³ (V6 models)

SE

- Package #1 — includes remote keyless entry system and power driver's seat (4-cylinder models)
- Package #2 — includes remote keyless entry system, power driver's seat and JBL Premium 3-in-1 AM/FM ETR/Cassette/CD with 8 speakers in 6 locations and FM diversity reception
- Package #3 — includes remote keyless entry system; power driver's seat; JBL Premium 3-in-1 AM/FM ETR/Cassette/CD with 6-disc in-dash changer, 8 speakers in 6 locations and FM diversity reception; manually retractable rear sunshade; trunk cargo net; and power tilt/slide moonroof with sliding sunshade
- Package #4 — includes remote keyless entry system; perforated leather-trimmed interior with power driver's seat; JBL Premium 3-in-1 AM/FM ETR/Cassette/CD with 6-disc in-dash changer, 8 speakers in 6 locations and FM diversity reception; manually retractable rear sunshade; trunk cargo net; and power tilt/slide moonroof with sliding sunshade (V6 models)

ADDITIONAL OPTIONS

- P215/60R16 performance tires on unique 16" aluminum alloy wheels (4-cylinder models, All-Season tires available)
- P215/60R16 All-Season tires on 16" steel wheels with full wheel covers (4-cylinder models)
- Anti-lock Brake System (ABS)⁴ with Electronic Brake-force Distribution (EBD) (4-cylinder models)
- Power tilt/slide moonroof with sliding sunshade
- Heated front seats (V6 models)⁶

- Package #5 — includes remote keyless entry system, power driver's seat, touch-screen DVD navigation system⁵ with JBL Premium 3-in-1 AM/FM ETR/Cassette/CD with 8 speakers in 6 locations and FM diversity reception, manually retractable rear sunshade, trunk cargo net and power tilt/slide moonroof with sliding sunshade (V6 models)

- Package #6 — includes remote keyless entry system, perforated leather-trimmed interior with power driver's seat, touch-screen DVD navigation system⁵ with JBL Premium 3-in-1 AM/FM ETR/Cassette/CD with 8 speakers in 6 locations and FM diversity reception, manually retractable rear sunshade, trunk-mounted cargo net and power tilt/slide moonroof with sliding sunshade (V6 models)

- Package #7 — includes Vehicle Skid Control (VSC)¹ with Traction Control (TRAC) and Brake Assist,² and driver and front passenger seat-mounted side-impact and overhead front and rear side curtain shield air bag Supplemental Restraint Systems (SRS)³ (V6 models)

- Driver and front passenger seat-mounted side-impact and overhead front and rear side curtain shield air bag Supplemental Restraint Systems (SRS)³
- Multi-function remote keyless entry system with lock, unlock, trunk-release and panic features, and illuminated entry
- Touch-screen DVD navigation system⁵ with JBL Premium 3-in-1 AM/FM ETR/Cassette/CD with 8 speakers in 6 locations and FM diversity reception
- JBL Premium 3-in-1 AM/FM ETR/Cassette/CD with 6-disc in-dash changer, 8 speakers in 6 locations and FM diversity reception

⁵The Toyota touch-screen DVD navigation system is designed to assist in locating an address or point of interest. Discrepancies may be encountered between the system and your actual location. Changes in street names, road closures, traffic flow or other road system changes may affect the accuracy of the mapping software. Rely upon your common sense to decide whether or not to follow a specified route. Detailed coverage not available in every city. See your navigation Owner's Manual and your Toyota dealer for further details.

⁶Requires Package #4 or #6.

⁷Requires Package #8 or #9.

OPTIONAL PACKAGES Continued

XLE

- Package #7 — includes Vehicle Skid Control (VSC)¹ with Traction Control (TRAC) and Brake Assist,² and driver and front passenger seat-mounted side-impact and overhead front and rear side curtain shield air bag Supplemental Restraint Systems (SRS)³ (V6 models)
- Package #8 — includes leather-trimmed interior with power driver and passenger seats; JBL Premium 3-in-1 AM/FM ETR/Cassette/CD with 6-disc in-dash changer, 8 speakers in 6 locations and FM diversity reception; and power tilt/slide moonroof with sliding sunshade (includes 16" aluminum alloy wheels on 4-cylinder models)

ADDITIONAL OPTIONS

- P215/60R16 tires on 16" aluminum alloy wheels (4-cylinder models)
- Power tilt/slide moonroof with sliding sunshade
- Driver and front passenger seat-mounted side-impact and overhead front and rear side curtain shield air bag Supplemental Restraint Systems (SRS)³

- Package #9 — includes leather-trimmed interior with power driver and passenger seats, touch-screen DVD navigation system⁵ with JBL Premium 3-in-1 AM/FM ETR/Cassette/CD with 8 speakers in 6 locations and FM diversity reception, and power tilt/slide moonroof with sliding sunshade (includes 16" aluminum alloy wheels on 4-cylinder models)

- Heated front seats⁷
- Touch-screen DVD navigation system⁵ with JBL Premium 3-in-1 AM/FM ETR/Cassette/CD with 8 speakers in 6 locations and FM diversity reception
- JBL Premium 3-in-1 AM/FM ETR/Cassette/CD with 6-disc in-dash changer, 8 speakers in 6 locations and FM diversity reception



LE 15" steel wheel with full wheel cover — standard




LE 15" aluminum alloy wheel — available on LE and LE V6



SE 16" steel wheel with full wheel cover — standard on SE



SE 16" aluminum alloy wheel — available on SE, standard on SE V6



XLE 16" steel wheel with full wheel cover — standard on XLE



XLE 16" aluminum alloy wheel — available on XLE, standard on XLE V6

تلفن شبانه روزی: ۰۲۱-۸۸۸۶۲۰۸۵



Lunar Mist Metallic with Stone (LE/XLE) or Charcoal (SE) Interior




Super White with Stone (LE/XLE) or Charcoal or Taupe (SE) Interior



Desert Sand Mica with Taupe (LE, SE, XLE) Interior



Phantom Gray Pearl with Stone or Taupe (LE/XLE) or Charcoal or Taupe (SE) Interior




Salsa Red Pearl with Stone or Taupe (LE/XLE) or Charcoal or Taupe (SE) Interior



Black Walnut Pearl with Stone or Taupe (LE/XLE) or Charcoal or Taupe (SE) Interior




Catalina Blue Pearl with Stone or Taupe (LE/XLE) or Charcoal or Taupe (SE) Interior



Stratosphere Mica with Stone (LE/XLE) or Charcoal or Taupe (SE) Interior



Aspen Green Pearl with Stone or Taupe (LE/XLE) or Charcoal or Taupe (SE) Interior



Black with Stone or Taupe (LE/XLE) or Charcoal or Taupe (SE) Interior

Leather trim available on SE V6 and XLE models.

SPECIFICATIONS

	LE 4-cyl.	LE V6	SE 4-CYL.	SE V6	XLE 4-CYL.	XLE V6
Mechanical/Performance						
Engine	2.4-liter DOHC 16-valve VVT-i 4-cylinder 157 hp @ 5,600 rpm 162 lb.-ft. @ 4,000 rpm	3.0-liter DOHC 24-valve V6 192 hp @ 5,300 rpm 209 lb.-ft. @ 4,400 rpm	2.4-liter DOHC 16-valve VVT-i 4-cylinder 157 hp @ 5,600 rpm 162 lb.-ft. @ 4,000 rpm	3.0-liter DOHC 24-valve V6 192 hp @ 5,300 rpm 209 lb.-ft. @ 4,400 rpm	2.4-liter DOHC 16-valve VVT-i 4-cylinder 157 hp @ 5,600 rpm 162 lb.-ft. @ 4,000 rpm	3.0-liter DOHC 24-valve V6 192 hp @ 5,300 rpm 209 lb.-ft. @ 4,400 rpm
Ignition	Electronic, with distributorless Toyota Direct Ignition system (TDI)					
Transmission						
5-speed manual overdrive	Standard	NA	Standard	NA	NA	NA
4-speed electronically controlled automatic overdrive with intelligence (ECT-i)	Available	Standard	Available	Standard	Standard	Standard
Drivetrain	Front engine, front-wheel drive					
Body construction	Unitized body with front and rear vibration-dampening sub-frames					
Suspension	MacPherson strut front suspension with gas-filled shock absorbers and stabilizer bar; dual-link independent MacPherson strut rear suspension with gas-filled shock absorbers and stabilizer bar					
Steering	Variable-assist power rack-and-pinion					
Turning circle diameter, curb to curb (ft.)	34.8	34.8	36.7	36.7	36.7	36.7
Brakes	Power-assisted ventilated front disc/rear drum (power-assisted ventilated front, solid rear disc on V6 models)					
4-channel 3-sensor Anti-lock Brake System (ABS) with Electronic Brake-force Distribution (EBD)	Available	Standard	Available	Standard	Standard	Standard
Vehicle Skid Control (VSC) with Traction Control (TRAC) and Brake Assist	NA	Available	NA	Available	NA	Available
Exterior Dimensions (in.)						
Overall height, unloaded	57.9	57.9	58.3	58.3	58.3	58.3
Overall width	70.7	70.7	70.7	70.7	70.7	70.7
Overall length	189.2	189.2	189.2	189.2	189.2	189.2
Wheelbase	107.1	107.1	107.1	107.1	107.1	107.1
Ground clearance	5.4	5.4	5.8	5.8	5.8	5.8
Track (front/rear)	60.8/60.4	60.8/60.4	60.8/60.4	60.8/60.4	60.8/60.4	60.8/60.4
Coefficient of drag (Cd)	.28	.28	.28	.28	.28	.28
Interior Dimensions front/rear (in.)						
Head room	39.2/38.3	39.2/38.3	39.2/38.3	39.2/38.3	39.2/38.3	39.2/38.3
Shoulder room	57.5/56.7	57.5/56.7	57.5/56.7	57.5/56.7	57.5/56.7	57.5/56.7
Hip room	54.4/54.1	54.4/54.1	54.4/54.1	54.4/54.1	54.4/54.1	54.4/54.1
Leg room	41.6/37.8	41.6/37.8	41.6/37.8	41.6/37.8	41.6/37.8	41.6/37.8
Seating capacity	5	5	5	5	5	5
Weights and Capacities						
Curb weight, manual/automatic (lbs.)	3,086/3,142	NA/3,296	3,142/3,186	NA/3,351	NA/3,219	NA/3,362
EPA passenger volume (cu. ft.)	101.7	101.7	101.7	101.7	101.7	101.7
Luggage capacity, rear seatbacks up (cu. ft.)	16.7	16.7	16.7	16.7	16.7	16.7
Fuel tank (gals.)	18.5	18.5	18.5	18.5	18.5	18.5
Tires						
Size	P205/65R15	P205/65R15	P215/60R16	P215/60R16	P215/60R16	P215/60R16
Type	All-Season	All-Season	Performance	Performance	All-Season	All-Season
Spare	Full-size	Full-size	Full-size	Full-size	Full-size	Full-size
Mileage Estimates (mpg city/highway)¹¹						
Manual transmission	24/33	N/A	24/33	N/A	N/A	N/A
Automatic transmission	23/32	20/28	23/32	20/28	23/32	20/28

¹¹Preliminary mileage estimates determined by Toyota. Final EPA mileage estimates not available at time of printing. See your Toyota dealer for details.

Some vehicles are shown with available equipment. Seatbelts should be worn at all times. For details on vehicle specifications, standard features and available equipment in your area, contact your Toyota dealer. A vehicle with particular equipment may not be available at the dealership. Ask your Toyota dealer to help locate a specifically equipped vehicle.

Specifications, standard features and available equipment are based upon information available at the time of printing, are subject to change without notice, are for mainland U.S.A. vehicles only and may differ in the state of Hawaii and in other regions.

1-800-GO-TOYOTA
Have you logged 100,000, 200,000 or more miles on your Toyota with the original engine, transmission and drivetrain? If you have, give us a call at 1-800-GO-TOYOTA and tell us your story.
toyota.com
©2001 Toyota Motor Sales, U.S.A., Inc.